

# HOPKINSONS® PARALLEL SLIDE GATE & GLOBE VALVES



## QUALITY ASSURANCE

We are qualified to industry standards and working practices including:

- ASME BPVC Section III (N and NPT Stamp)
- NQA-1 Quality system
- 10CFR50 App. B
- 10CFR21
- RCC-E
- RCC-M
- CSA Z299
- Performance testing and qualification to:
  - ASME QME-1
  - ASME B16.41
  - IEEE 323
  - IEEE 344
  - IEEE 382
- ISO 9001
- ISO 14001
- PED 97/23/CE
- API Q1 TO API LICENCES:
  - API 6D (6D-0182)
  - API 6A (6A-0445)
- TUV-AD MERKBLATT WRD HPO
- OHSAS 18001
- ATEX 94/9/CE
- Lean manufacturing practices



### ATWOOD & MORRILL®

Engineered Isolation & Check Valves

### BATLEY VALVE®

Butterfly Valves

### RED POINT®

Tailor-Made Valves

### BLAKEBOROUGH®

Control, Choke & Steam Conditioning Valves

### HOPKINSONS®

Isolation Valves

### SARASIN-RSBD®

Safety & Safety Relief Valves

### SEBIM®

Nuclear Pilot Operated Safety Valves

### TRICENTRIC®

Triple Offset Butterfly Valves

Portfolio of engineered service solutions and aftermarket support



**ESTABLISHED OVER 160 YEARS AGO, THE HOPKINSONS® BRAND IS RENOWNED FOR LONG AND DEPENDABLE SERVICE OVER THE LIFE OF THE PLANT. TRILLIUM FLOW TECHNOLOGIES™ OFFERS A COMPREHENSIVE PRODUCT SUPPORT SERVICE WITH A FULL RANGE OF SPARES AVAILABLE WORLDWIDE.**



### **A PROVEN TRACK RECORD**

We have extensive references and a proven track record in the supply of valves across a number of key industries.

Our versatile valve products are found on a range of installations. In power these include relatively simple shell boilers through to the highest capacity units within power stations. Our isolation valves are also used across a range of process industries, such as petro-chemicals, gas processing, storage and many other types of plants.

Hopkinsons® Parallel Slide Gate and Globe Valves are standard bearers for isolation, protection and process control. We work closely with customers to ensure each valve performs to design conditions throughout its lifespan. Our range of aftermarket and valve support services ensure that equipment delivers excellence and safety today and in the future.

In the nuclear energy industry we support special applications in nuclear facilities, including main steam isolation, main feedwater isolation and safety relief.

### **VALVE TESTING**

All pressure containing items are hydrostatically tested, seat leakage tested and functionally tested. We can also perform gas, packing emission, cryogenic and advanced functional testing, as well as seismic testing for nuclear applications.

### **AFTERMARKET SOLUTIONS**

Our valve aftermarket solutions are based on our engineering heritage, applying our OEM knowledge and expertise to maintenance strategies, life extension and upgrade projects.

## DESCRIPTION

The Hopkinsons® Full Bore valves are used when an isolation gate valve is required for steam or feedwater duty in medium and high pressure ranges.

The outstanding feature of the Full Bore parallel slide design is that of maintaining fluid-tightness without the aid of a wedging action. As the valve seats with the aid of pressure no mechanical stress is exerted on the discs and there are no problems associated with fluid cool-down.

## APPLICATIONS

- General purpose stop valve
- Main steam and feedwater isolation
- Boiler circulating pump isolation
- The basic design is also incorporated in valves for other duties such as: Feedwater heater protection; Feed pump leak-off; Nuclear Applications (ASME Section III, Class 1, 2 & 3) (Described in other publications available on request); Regulating duty with V-ported seat

## FEATURES

- Fluid tightness achieved by fluid pressure – not from mechanical wedging action thus eliminating thermal binding
- Complete flow isolation in either direction
- Minimum pressure drop
- Freedom from leakage independent of temperature or pressure changes
- Self-aligning fully supported discs
- Inherent self-cleaning action
- In-line maintenance
- Valves can be offered to incorporate features such as quick closure, live loaded gland, double stuffing box with lantern ring and bleed-off point, back seat, seal welded body/cover joint

## DESIGN STANDARDS

- ASME B16.34
- ASME section III
- EN 12516
- RCC-M
- Alternatively, valves can be supplied to other international standards

## DESIGN RATINGS

- ASME Class 150 to 3100

## SIZE RANGE/DIMENSIONS

- 15 to 1200 mm (1/2" to 36")

## TEMPERATURE RANGE

- -29°C to 620°C (-20°F to 1150°F)

## MATERIALS

- Carbon Steel, Alloy Steel, Stainless Steel



## DESCRIPTION

The Hopkinsons Venturi design is used when a slightly higher pressure drop is acceptable. The well-established principle of fluid flow through a Venturi is used in order to minimise pressure drop. Venturi valves incorporate the design feature of an eye follower. In the fully open position the eye follower bridges the gap between the seats thus giving a smooth flow path and completing the Venturi profile.

## APPLICATIONS

- General purpose stop valve
- Main steam and feedwater isolation
- Boiler circulating pump isolation
- The basic design is also incorporated in valves for other duties such as: Feedwater heater protection; Feed pump leak-off; Nuclear Applications (ASME Section III, Class 1, 2 & 3) (Described in other publications available on request); Regulating duty with V-ported seat

## FEATURES

- Smooth transitional flow
- Anti-vibration disc arrangement
- Fluid tightness achieved by fluid pressure – not from mechanical wedging action thus eliminating thermal binding
- Complete flow isolation in either direction
- Minimum pressure drop
- Freedom from leakage independent of temperature or pressure changes
- Self-aligning fully supported discs
- Inherent self-cleaning action
- In-line maintenance
- Valves can be offered to incorporate features such as quick closure, live loaded gland, double stuffing box with lantern ring and bleed-off point, back seat, seal welded body/cover joint

## DESIGN STANDARDS

- ASME B16.34
- ASME section III
- EN 12516
- RCC-M
- Alternatively, valves can be supplied to other international standards

## DESIGN RATINGS

- ASME Class 150 to 3100

## SIZE RANGE/DIMENSIONS

- 15 to 650 mm (1/2" to 26")

## TEMPERATURE RANGE

- -29°C to 620°C (-20°F to 1150°F)

## MATERIALS

- Carbon Steel, Alloy Steel, Stainless Steel



## DESCRIPTION

The Hopkinsons® Full bore Forged Gate Valve has been designed to provide assured, consistent, and durable quality for high temperature and high pressure applications. Our Forged Gate Valves offer customers a choice of materials across sub-critical, super-critical, and ultra-super-critical steam applications.

The use of forged materials ensures minimal material defects; lowering the total cost of ownership, maintenance burdens and ensuring maximum uptime throughout the service life.

## APPLICATIONS

- Steam isolation duties

## FEATURES

- Forging process - helps minimise material defects and delivers a valve with exceptional durability
- Available in a range of sizes and pressure classes
- Dual certification – our Forged Gate Valve is compliant with EN and ASME qualifications
- Fluid tightness achieved by fluid pressure – not from mechanical wedging action thus eliminating thermal binding
- Complete flow isolation in either direction
- Minimum pressure drop
- Freedom from leakage independent of temperature or pressure changes
- Self-aligning fully supported discs
- Inherent self-cleaning action
- In-line maintenance
- Valves can be offered to incorporate features such as quick closure, live loaded gland, double stuffing box with lantern ring and bleed-off point and back seat

## DESIGN STANDARDS

- ASME B16.34
- ASME III
- EN 12516
- Alternatively, valves can be supplied to other international standards

## DESIGN RATINGS

- ASME Class 900 to 4500

## SIZE RANGE/DIMENSIONS

- 80mm to 650mm (3" to 26")
- Larger sizes available upon request

## TEMPERATURE RANGE

- -29°C to 620°C (-20°F to 1150°F)

## MATERIALS

- Carbon steel, alloy steel, stainless steel



## DESCRIPTION

The highly versatile Hopkinsons® Flexi-Wedge Design of gate valve is designed for containment isolation duties in the nuclear industry where a wedge gate valve is the preferred design option.

The wedge gate valve seals by using mechanical force. Closure is achieved by applying a downward force to the wedge to seal on both tapered seats. The seat faces are self centering which ensures consistent closure through the lift of the valve.

## APPLICATIONS

- General purpose stop valve
- Main steam and feedwater isolation
- Boiler circulating pump isolation
- The basic design can also be incorporated in valves for other duties such as:
  - Feedwater heater protection
  - Feed pump leak-off
  - Nuclear Applications (ASME Section III, Class1, 2 & 3)
  - Oil & Gas applications upstream, midstream and downstream

## FEATURES

- Position indication
- Bonnet overpressure protection
- Bi-directional operation
- Flexible wedge design
- Precision body guides
- Inlet and outlet sealing
- Integral bypass arrangements/option
- Instrumented stem
- Designed for containment isolation duties

## DESIGN STANDARDS

- ASME B16.34
- ASME section III
- EN 12516
- RCC-M
- Alternatively, valves can be supplied to other international standards

## DESIGN RATINGS

- ASME Class 150 to 2500

## SIZE RANGE/DIMENSIONS


- 80 to 600 mm (3" to 24")

## TEMPERATURE RANGE

- -29°C to 620°C (-20°F to 1150°F)

## MATERIALS

- Carbon Steel, Alloy Steel, Stainless Steel



## DESCRIPTION

Hopkinsons® offer a robust general purpose range of globe valves suitable for regulating, isolating and blowdown duties.

The seat joint is made by accurately machining the tapered surfaces. An extension on the underside of the valve acts as a throttling device to protect the seating faces against the scoring or cutting action of steam during opening and closing.

## APPLICATIONS

- Power Plants manual isolation for high pressure line

## FEATURES

- High integrity shut-off
- Seating components are of high grade nickel alloy (Hopkinsons® Platnam)
- Optional index to indicate closed and open positions
- Locking device to secure valves in open or shut position

## DESIGN STANDARDS

- ASME B16.34
- ASME section III
- EN 12516
- RCC-M
- Valves can be supplied to other international standards

## DESIGN RATINGS

ASME Class 2500 to 3100

## SIZE RANGE/DIMENSIONS

15 to 50 mm (1/2" to 2")

## TEMPERATURE RANGE

-29°C to 565°C (-20°F to 1022°F)

## MATERIALS

Carbon steel, alloy stainless steel





## DESCRIPTION

For extreme service conditions such as on superheated steam drain lines, the Hopkinsons® range incorporates the High Performance Parallel Slide Gate valves to ensure optimum sealing.

High Performance Drain valves give extended service life and continued tight shut-off when subject to frequent operation, two phase flow, thermal shock and large pressure drops.

Unique features of the valves include square discs (gates) and ‘winged’ seats. These provide accurate gate guidance, low seat contact stresses and enhanced wear resistance for the repeat handling of large pressure drops in the part open position.

## APPLICATIONS

- Power Plants condensate drainage

## FEATURES

- The valves can be installed singly but for maximum effect, two valves operating in a martyr valve and master valve configuration are recommended
- Winged seats - the seating area is extended in the opening direction providing greater contact area with the gates
- Square gates - provide greater contact area and support during operation. Titanium nitride coating gives improved erosion resistance
- Pairs of valves can be supplied with a joining piece of pipework, welded and tested, to simplify site installation
- The standard 50% ‘V’ port provides excellent all round performance and is appropriate for the majority of applications. Where necessary, ‘V’ ports from 20% to 80% area, and parallel ports from 5% to 30% area for linear regulation can be selected for specific applications

## DESIGN STANDARDS

- ASME B16.34
- ASME section III
- EN 12516
- RCC-M
- Alternatively, valves can be supplied to other national standards

## DESIGN RATINGS

- ASME Class 900 to 3600

## SIZE RANGE/DIMENSIONS

- 20 to 100 mm (3/4" to 4")

## TEMPERATURE RANGE

- -29°C to 538°C (-20°F to 1000°F)

## MATERIALS

- Carbon steel, alloy steel



## DESCRIPTION

Hopkinsons® Uniflow Slide Valves are specially designed for one way isolation and blowdown duties where there is no possibility of flow reversal.

The Uniflow valve is an adaptation of the parallel slide valve. It is ideal for drain, vent, instrument isolation and other auxiliary applications.

It has one disc which slides over the seat face to isolate the flow by fluid pressure energising the seat.

An Inconel Alloy spring keeps the disc in contact with the seat when the valve is not in under pressure. Only one third of a turn is required to operate the valve between the open and shut positions which is indicated by the index plate.



## APPLICATIONS

- Power Plants manual isolation for high pressure line

## FEATURES

- Pipe Connections: Flanged, butt weld or Socket weld
- Seat is a grade 6 Stellite
- Disc is high grade nickel alloy (Hopkinsons® Platnam)
- Optional: Locking device to secure valves in open or shut position
- Index with travel limit stops
- Needle bearings in bridge for ease of operation
- Pressure sealed lid joint incorporating an Expanded Graphite joint ring
- Sliding action of disc cleans seating faces
- Quick Action
- Easy access to seating area for maintenance

## DESIGN STANDARDS

- ASME B16.34 standards
- ASME section III

## DESIGN RATINGS

- ASME Class 2500 to 3100

## SIZE RANGE/DIMENSIONS

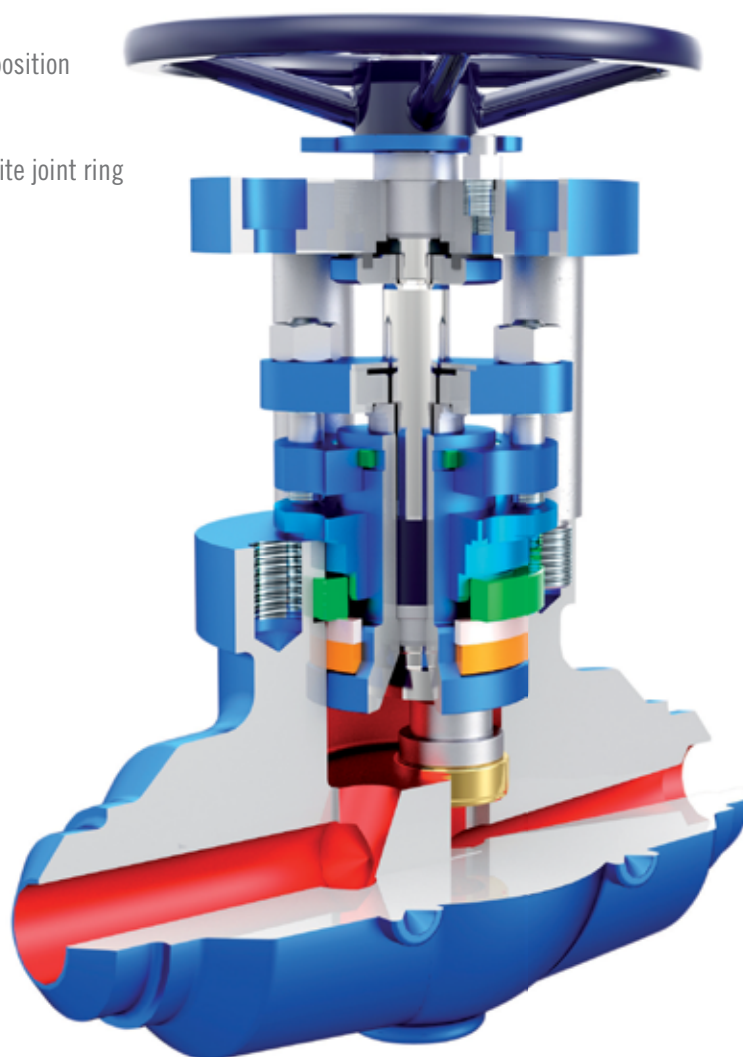
- 10 to 50 mm (3/8" to 2")

## TEMPERATURE RANGE

- -29°C to 565°C (-20°F to 1022°F)

## MATERIALS

- Carbon steel, alloy steel, stainless steel



## PRODUCT SUPPORT

With manufacturing and service facilities globally located, we are uniquely positioned to provide prompt, comprehensive, aftermarket support.

These services include:

- Spare and replacement parts
- Modifications and upgrade engineering
- Valve replacement

SITE SERVICE	WORKSHOP SERVICES	SERVICE PLANS
Outage, shutdown and turnaround management	Mechanical valve overhaul and refurbishment	24hr Customer Service Number
Overhaul and refurbishment	Valve pressure testing	48hr Service Response Engineer
Installation and commissioning	Upgrades and modifications	L TSA (Long Term Service Agreement)
In-situ valve seat replacement	Control valve service, maintenance and monitoring	Embedded engineering programmes
In-situ testing and monitoring	Actuator servicing and torque testing	Asset management
Turnkey project management	Service exchange programmes for valves and actuators	Bespoke service management

### SERVICE PLANS

L TSA (Long Term Service Agreement)  
Holistic asset management

### WES ENGINEER APPRAISAL


- Plant asset management
- Report of equipment initial condition.
- Defined service strategy plan for product overhaul/repair

### CUSTOMER BENEFITS

- Low cost annual charge
- Programmed dedicated service response engineering team
- Reduced service rates
- Reduced spares prices
- Quarterly L TSA review to capture dynamic site events
- Determination and extension of MTBR (Mean Time Before Repair)
- Plant life cycle and extension aspirations professionally engineered
- Access to service exchange programmes and workshops
- Access to valve condition programme models (Profiler)
- Product upgrades & re-rates
- Comprehensive customer training
- Product warranty extensions

### CUSTOMER BENEFITS

- Embedded engineer
- On-site dynamic service programme management
- HSEQ, Sub-contract management, engineering conduit
- Permanent interface between Trillium Flow Technologies™ and customers' responsible engineers
- On-site outage management (Independent of contractor)
- Customers 'stores' appraisal
- Reclamation and overhaul of redundant valves and actuators
- Negotiable rates for permanent site presence





## Trillium Flow Technologies UK Limited

Britannia House Huddersfield Road,  
Elland West Yorkshire HX5 9JR, United Kingdom

T: +44 (0) 1422 282 000;

F: +44 (0) 1422 282 100;

[TRILLIUMFLOW.COM](http://TRILLIUMFLOW.COM)